

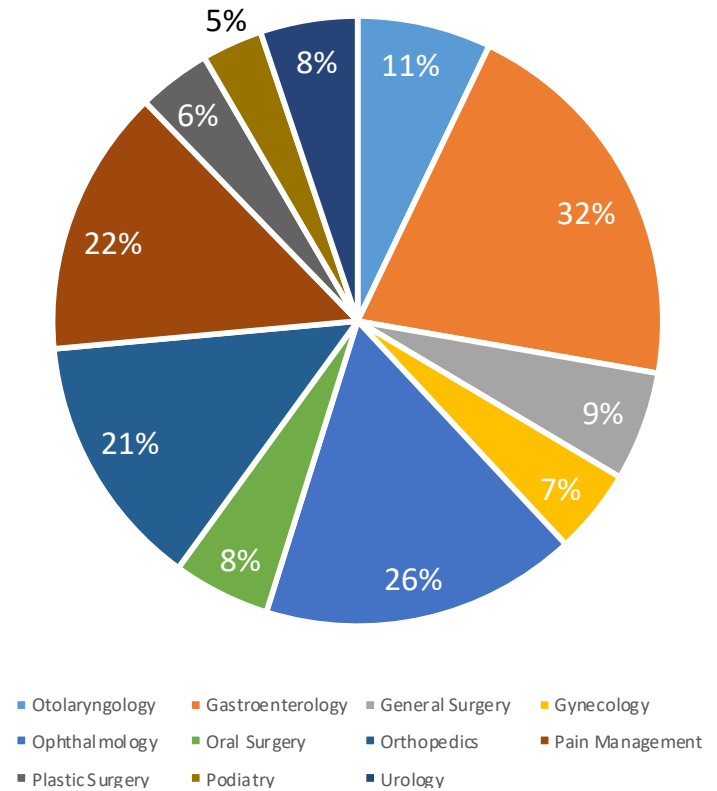
# DATA

NJ  ASC  
MANAGEMENT

a division of  CHA PARTNERS

# CASE MIX

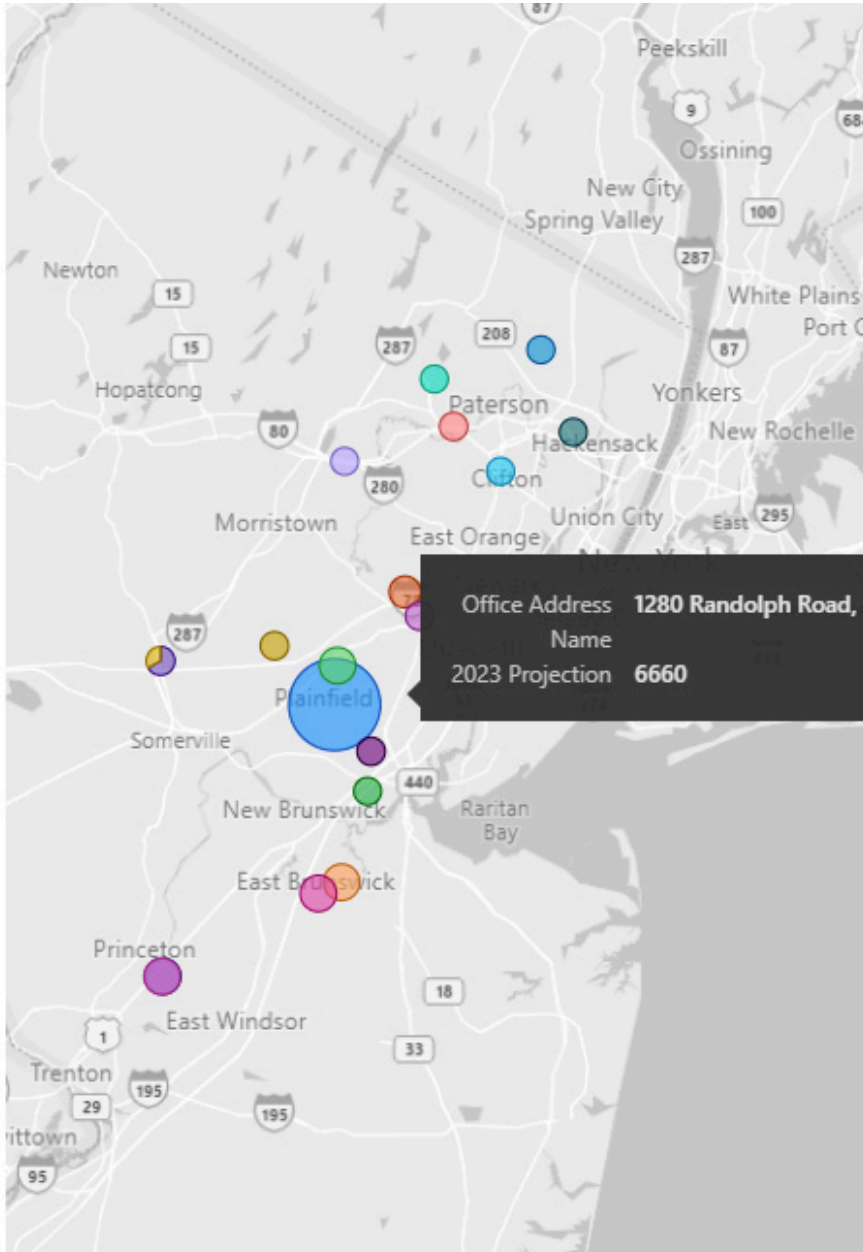
Category	Mean
Otolaryngology	11%
Gastroenterology	32%
General Surgery	9%
Gynecology	7%
Ophthalmology	26%
Oral Surgery	8%
Orthopedics	21%
Pain Management	22%
Plastic Surgery	6%
Podiatry	5%
Urology	8%




# REVENUE PER CASE



# PHYSICIAN MAP



Category	2023 Projection	Specialty
Ciro Randazzo	60	Neurosurgeon
Dan Shein	60	Orthopaedics
David Wells-Roth	60	Neurosurgeon
Deepan Patel	60	Orthopaedics
Faisal Mahmood	60	Spine
Oladapoo Babatunde	60	Orthopaedics
Tim Henderson	60	Orthopaedics
William Carney	60	Orthopaedics
Andrew Bernstein	120	Urologist
Arun Rajaram	120	Sports Medicine
Jeff Miller	120	Hand Surgeon
Rahuldev Bhalla	120	Urologist
Tamir Tawfik	120	Neurosurgeon
Geoffrey Wong	240	Vascular
Aditi Menon	480	Pain
A.J. Rastogi	960	Pain
Anup Patel	960	Pain
Harris Bram	960	Pain
Kieren Slevin	960	Pain
Wayne Fleischacker	960	Pain
	6660	MASC



# CASE VOLUME SUMMARY

Category	Mean
<b>Total Cases per Center</b>	5,217
<b>Cases per Day (250 Days)</b>	20.9
<b>Surgical Cases per OR</b>	
per Year	1,289
per Day (250 days)	5.2
<b>Non-Surgical cases per PR</b>	
per Year	1,453
per Day (250 days)	5.8

# FACILITY STATISTICS

Category	Mean
Gross PP&E per OR (\$'s in thousands)	\$1,429
Gross PP&E per SF	\$308
Operating Rooms	4
Procedure Rooms	2
SF per Facility	16,363
Rental Rate per SF	\$32
Rent & Occupancy Cost per SF	\$43

# OPERATING EXPENSE ANALYSIS

as a % of New Revenue	Mean
Employee Salaries & Wages	21.30%
Taxes & Benefits	4.80%
Occupancy Costs	6.80%
Drugs & Medical Supplies	26.30%
General & Administrative	16.40%
Total Operating Expense	76.80%

Per Case	Mean
Employee Salaries & Wages	\$463.00
Taxes & Benefits	\$104.00
Occupancy Costs	\$148.00
Drugs & Medical Supplies	\$634.00
General & Administrative	\$381.00
Total Operating Expense	\$1,754.00

Per SF	Mean
Employee Salaries & Wages	\$146.00
Taxes & Benefits	\$33.00
Occupancy Costs	\$41.00
General & Administrative	\$119.00
Total Operating Expense	\$539.00

Per OR (\$'s in thousands)	Mean
Employee Salaries & Wages	\$606.00
Taxes & Benefits	\$137.00
Occupancy Costs	\$178.00
General & Administrative	\$471.00
Total Operating Expense	\$2,181.00